










Specialised Disability Accommodation
Building Homes, Connecting Hearts



SDA Accessible New Build Home

-  Plot 400 Sq Mt
-  2 Bedroom
-  Safe & secure
-  2 En Suite
-  Solar
-  Top brand appliances
-  Garage
-  Carer Room & Breakout room
-  150.93 M2



Contemporary accessible new build on Womma Road, Elizabeth North. 2-bedroom property with ensuite, carer accommodation, spacious living area, garage, and private garden. Additional breakout/sensory room, premium fixtures, 8-star energy rating, solar, and low maintenance. Excellent location, move-in ready. Great transport links, amenities, restaurants and shopping are all close by.



focuscareadelaide.com.au

Call April 0407 263 197
for more information.

Womma Road Property B



Key Features of our Accessible House:

Wheelchair Accessibility:

We understand the significance of seamless mobility for individuals using wheelchairs. Our design team has incorporated thoughtful features to ensure easy navigation throughout the house. From wider doorways and spacious hallways to carefully positioned ramps and grab bars, every aspect of our SDA build is tailored to enhance wheelchair accessibility.

Streamlined Amenities:

We believe that accessibility should never be a barrier to independence. With this in mind, our amenities are intelligently designed to promote convenience and ease of use. Our accessible house features adapted bathrooms and kitchens equipped with assistive devices and fixtures that allow residents to navigate and utilize them without hindrance.

Thoughtful Design:

Every detail of our SDA new build on Womma Road is carefully considered to enhance the overall living experience for residents with physical disabilities. From well-placed light switches and power outlets to carefully chosen flooring materials, our design principles prioritize both functionality and aesthetic appeal, ensuring a harmonious and comfortable living environment.

Safety Measures:

The safety and well-being of our residents are of paramount importance. Our SDA project on Womma Road incorporates robust safety measures to provide peace of mind. This includes appropriate lighting, non-slip surfaces, and strategically placed emergency call systems, ensuring a secure living space for all residents.

At Focus Care Adelaide, we are committed to providing exceptional living spaces that empower individuals with physical disabilities to live with independence and dignity. Our SDA project on Womma Road showcases our dedication to creating an accessible and inclusive home where every resident can thrive.

Contact us today to learn more about this remarkable development and the opportunities it offers.